

Christy Gridley

<http://www.christystampingspot.com/>

christystampingspot@gmail.com

# Halloween Monday's: Mini Curvy Keepsakes Boxes



**T**reat Box Recipe:  
Treat box cardstock or DSP - 5 1/5" x 6" die cut with the Mini Curvy Keepsake Box dies.

Cardstock or DSP tags - die cut with the the Mini Curvy Keepsake Box dies.

Basic Black cardstock cat, bats, and a haunted house - die cut with the Scary Silhouettes dies.

Baker's Twine Essentials Pack

DSP = Designer Series Paper

## Supplies needed:



**Scary Cute Cling Stamp Set**  
(English)  
[159850]  
\$22.00




**Scary Cute Bundle (English)**  
[159852]  
\$41.25



**Tuxedo Black Memento Ink**  
Pad  
[132708]  
\$6.00



**Celebrate Everything 12" X 12"**  
(30.5 X 30.5 Cm) Designer  
Series Paper  
[159913]  
\$18.00



**Black & White Designs 12" X 12"**  
(30.5 X 30.5 Cm) Designer  
Series Paper  
[159861]  
\$12.00




**Lights Aglow 6" X 6"** (15.2 X 15.2 Cm) Specialty Designer  
Series Paper  
[159535]  
\$15.00




**Pumpkin Pie 8-1/2" X 11"**  
Cardstock  
[105117]  
\$9.25



**Mango Melody 8-1/2" X 11"**  
Cardstock  
[146989]  
\$9.25



**Basic Black 8-1/2" X 11"**  
Cardstock  
[121045]  
\$9.25



**Basic White 8 1/2" X 11"**  
Cardstock  
[159276]  
\$10.25



**Stampin' Cut & Emboss Machine**  
[149653]  
\$125.00




**Mini Curvy Keepsakes Box Dies**  
[150644]  
\$34.00



**Scary Silhouettes Dies**  
[159851]  
\$24.00



**Paper Trimmer**  
[152392]  
\$25.00



**Paper Snips**  
[103579]  
\$11.00



**Bone Folder**  
[102300]  
\$7.00



**Simply Shammy**  
[147042]  
\$8.50



**Baker's Twine Essentials Pack**  
[155475]  
\$11.00



**Simply Elegant Trim**  
[155766]  
\$7.50



**Glitter Washi Four Pack**  
[159973]  
\$9.00



**Black Stampin' Dimensionals Combo Pack**  
[150893]  
\$6.00



**Multipurpose Liquid Glue**  
[110755]  
\$4.00

## Project Recipe:



1. Die cut your Designer Series Paper (DSP) or cardstock (cs) with the Mini Curvy Keepsakes Box dies to create your treat box. Die cut matching tags with Basic White cs and from the same DSP or cs you used to create the treat boxes with Mini Curvy Keepsakes Box dies. Stamp the sentiment (to & from) from the Scary Cute stamp set in Memento Black on the Basic White cs or Pumpkin Pie cs tags. Fussy cut a jack o' lantern from the Celebrate Everything DSP to add to a tag with a Black Mini Stampin' Dimensionals.



2. Die cut a Mango Melody cs treat box with the Mini Curvy Keepsakes Box dies. Die cut a Basic Black cs cat from the Scary Silhouette dies and glue it to the outside of the treat box on a side that has a slit. Use Black Baker's Twine to add a pair of tags die cut from Pumpkin Pie cs and Celebrate Everything Host DSP with the Mini Curvy Keepsakes Box dies.



3. Die cut a Lights Aglow Specialty DSP treat box with the Mini Curvy Keepsakes Box dies. Die cut a Basic Black cs Haunted House from the Scary Silhouette dies and glue it to the outside of the treat box on a side that has a slit. Glue bats on the other side with the slit. Use gold Simply Elegant Trim to add a pair of tags die cut from Basic White cs and Lights Aglow Specialty DSP. Glue a bat to the Basic White cs tag.



4. Die cut a Pumpkin Pie cs treat box with the Mini Curvy Keepsakes Box dies. Stamp the images from the Scary Cute stamp set in Memento Black ink on the sides with the handle. Stamp the sentiments from the Scary Cute stamp set in Memento Black ink on the sides with the slits and then add purple Glitter Washi tape above & below the sentiments. Use Black Baker's Twine to add a pair of tags die cut from Pumpkin Pie cs and Celebrate Everything Host DSP with the Mini Curvy Keepsakes Box dies. Add a purple Glitter Washi tape to the bottom of the Pumpkin Pie cs tag.



5. Die cut a Celebrate Everything Host DSP treat box with the Mini Curvy Keepsakes Box dies. Use White Baker's Twine to add a pair of tags die cut from Pumpkin Pie cs and Basic White cs with the Mini Curvy Keepsakes Box dies. Fussy cut a jack o' lantern from the Celebrate Everything DSP to add to a tag with a Black Mini Stampin' Dimensionals.