

Christy Gridley

<http://www.christysstampingspot.com/>[christysstampingspot@gmail.com](mailto:christysstampingspot@gmail.com)

# Thursday's Double Feature: All Together Here For You Card



## Card Measurements:

Blackberry Bliss cs card base = 5 1/2" x 8 1/2" scored at 4 1/4".

Basic White cs panel - 5 3/8" x 4 1/8".

All Together DSP panel - 5 1/4" x 4" plus two 1/4" x 4" strips.

Basic White cs stitched scalloped label - (2 7/8") die cut with the Stitched So Sweetly dies.

Basic White cs hands (pinky promise) - die cut with the Here For You dies and fussy cut with paper snips.

Blackberry Bliss cs words - die cut with the Here For You dies.

Basic White cs inside panel - 5 1/8" x 3 7/8".

DSP = Designer Series Paper

cs = cardstock

## Supplies needed:



**All Together Suite Collection  
(English)**  
[160941]  
\$105.00



**Here Together Cling Stamp  
Set (English)**  
[158634]  
\$22.00



**Here Together Bundle  
(English)**  
[160263]  
\$48.50



**Tuxedo Black Memento Ink  
Pad**  
[132708]  
\$6.00



**White Stampin' Chalk  
Marker**  
[132133]  
\$3.50



**Natural Tones Stampin'  
Blends Collection**  
[160940]  
\$45.00




**Stampin' Blends Medium  
Light Combo Pack**  
[159463]  
\$9.00



**Stampin' Blends Medium  
Combo**  
[159462]  
\$9.00



**Clear Wink Of Stella Glitter  
Brush**  
[141897]  
\$8.00



**All Together 6" X 6" (15.2 X 15.2  
Cm) Designer Series Paper**  
[160039]  
\$11.50

**Blackberry Bliss 8-1/2" X 11"****Cardstock**

[133675]

\$8.75

**Basic White 8 1/2" X 11"****Cardstock**

[159276]

\$9.75

**Stampin' Cut & Emboss****Machine**


[149653]

\$120.00

**Here For You Dies (English)**

[159278]

\$32.00

**Stitched So Sweetly Dies**

[151690]

\$32.00

**Mini Stampin' Cut & Emboss****Machine**

[150673]

\$60.00

**Paper Trimmer**

[152392]

\$25.00

**Paper Snips**

[103579]

\$10.00

**Bone Folder**

[102300]

\$7.00

**Silicone Craft Sheet**

[127853]

\$6.00

**Simply Shammy**


[147042]

\$8.00

**Take Your Pick**

[144107]

\$10.00

**Rhinstone Basic Jewels**


[144220]

\$5.00

**Stampin' Dimensionals**

[104430]

\$4.00

**Multipurpose Liquid Glue**

[110755]

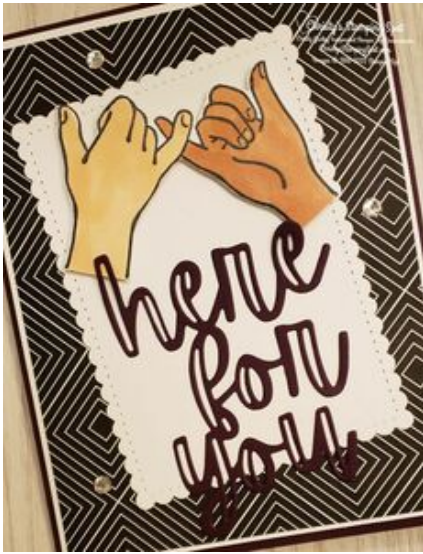
\$4.00

**Handmade For You Cling****Stamp Set**

[154494]

\$17.00

## Project Recipe:



1. Start with a Blackberry Bliss cardstock card base. Cut a Basic White cs panel and a All Together DSP panel. Glue the panels to the card base. Die cut a Basic White cs stitched scalloped rectangle with the Stitched So Sweetly dies and glue it to the card front a slight angle.



2. Stamp the "pinky swear" hands image from the Here Together stamp set in Memento Black ink. Die cut out the image with the Here For You dies and then color the with the Natural Tones Stampin' Blends. Add Wink of Stella to the nails for sparkle. Add the colored hands to the top of the stitched scalloped rectangle with Stampin' Dimensionals.



3. Die cut Blackberry Bliss cardstock words with the Here For You dies. Use glue to add the words to the stitched scalloped rectangle so they slightly overlap the bottom of the hands. Add rhinestones to the card front for extra sparkle.



4. Don't forget to add a Basic White cs inside panel to write your message. I stamped the sentiments and the heart from the Here Together stamp set in Memento Black ink on the panel. I also added a strip of DSP to the inside and back of the card to pull the theme through.



5. I also colored the heart on the back of the card with the White Stampin' Chalk Marker.